



Zytel® 70G30HSLR BK099

NYLON RESIN

Common features of Zytel® nylon resin include mechanical and physical properties such as high mechanical strength, excellent balance of stiffness and toughness, good high temperature performance, good electrical and flammability properties, good abrasion and chemical resistance. In addition, Zytel® nylon resins are available in different modified and reinforced grades to create a wide range of products with tailored properties for specific processes and end-uses. Zytel® nylon resin, including most flame retardant grades, offer the ability to be coloured.

The good melt stability of Zytel® nylon resin normally enables the recycling of properly handled production waste. If recycling is not possible, DuPont recommends, as the preferred option, incineration with energy recovery (-31kJ/g of base polymer) in appropriately equipped installations. For disposal, local regulations have to be observed.

Zytel® nylon resin typically is used in demanding applications in the automotive, furniture, domestic appliances, sporting goods and construction industry.

Zytel® 70G30HSLR BK099 is a 30% glass fibre reinforced, heat stabilised, hydrolysis resistant polyamide 66 resin for injection molding.

Product information

Resin Identification	PA66-GF30	ISO 1043
Part Marking Code	>PA66-GF30<	ISO 11469
ISO designation	ISO 16396-PA66,GF30,M1CGHRW,S14-100	

Rheological properties

	dry/cond.		
Viscosity number	150/* ^[1]	cm ³ /g	ISO 307, 1157, 1628
Moulding shrinkage, parallel	0.3/-	%	ISO 294-4, 2577
Moulding shrinkage, normal	1.0/-	%	ISO 294-4, 2577
Melt viscosity , @ 1000 sec-1, 280°C	190/*	Pa.s	ISO 11443

[1]: acid sulphuric 96%

Typical mechanical properties

	dry/cond.		
Tensile Modulus	10000/7000	MPa	ISO 527-1/-2
Stress at break	200/130	MPa	ISO 527-1/-2
Strain at break	3/5	%	ISO 527-1/-2
Flexural Modulus	9000/6500 ^[DS]	MPa	ISO 178
Flexural Strength	280/200 ^[DS]	MPa	ISO 178
Charpy impact strength, 23°C	70/80	kJ/m ²	ISO 179/1eU
Charpy impact strength, -30°C	70/70 ^[DS]	kJ/m ²	ISO 179/1eU
Charpy impact strength, -40°C	65/-	kJ/m ²	ISO 179/1eU
Charpy notched impact strength, 23°C	12/15	kJ/m ²	ISO 179/1eA
Charpy notched impact strength, -30°C	9/9 ^[DS]	kJ/m ²	ISO 179/1eA
Charpy notched impact strength, -40°C	9/9	kJ/m ²	ISO 179/1eA
Izod notched impact strength, 23°C	10/12	kJ/m ²	ISO 180/1A
Izod notched impact strength, -30°C	10/-	kJ/m ²	ISO 180/1A



Zytel® 70G30HSLR BK099

NYLON RESIN

Izod notched impact strength, -40°C	10/-	kJ/m ²	ISO 180/1A
Hardness, Rockwell, M-scale	104/88	-	ISO 2039-2
Hardness, Rockwell, R-scale	124/117	-	ISO 2039-2
Ball indentation hardness, H 961/30	270/185	MPa	ISO 2039-1
Poisson's ratio	0.34/0.35	-	
Multiaxial Impact, Total Energy, 4.5m/s, 2mm	5/-	J	ISO 6603-2

[DS]: Derived from similar grade

Thermal properties

dry/cond.

Melting temperature, 10°C/min	262/*	°C	ISO 11357-1/-3
Glass transition temperature, 10°C/min	75/20	°C	ISO 11357-1/-2
Temp. of deflection under load, 1.8 MPa	253/*	°C	ISO 75-1/-2
Temp. of deflection under load, 0.45 MPa	261/*	°C	ISO 75-1/-2
Coeff. of linear therm. expansion, parallel	22/*	E-6/K	ISO 11359-1/-2
Coeff. of linear therm. expansion, normal	80/*	E-6/K	ISO 11359-1/-2
Spec. heat capacity of melt	2290	J/(kg K)	
RTI, electrical, 0.75mm	140	°C	UL 746B
RTI, electrical, 1.5mm	140	°C	UL 746B
RTI, electrical, 3mm	140	°C	UL 746B
RTI, impact, 0.75mm	125	°C	UL 746B
RTI, impact, 1.5mm	125	°C	UL 746B
RTI, impact, 3mm	125	°C	UL 746B
RTI, strength, 0.75mm	140	°C	UL 746B
RTI, strength, 1.5mm	140/*	°C	UL 746B
RTI, strength, 3mm	140	°C	UL 746B

Flammability

dry/cond.

Burning Behav. at 1.5mm nom. thickn.	HB/*	class	IEC 60695-11-10
Thickness tested	1.5/*	mm	IEC 60695-11-10
UL recognition	yes/* ^[2]	-	UL 94
Burning Behav. at thickness h	HB/*	class	IEC 60695-11-10
Thickness tested	0.75/*	mm	IEC 60695-11-10
UL recognition	yes/*	-	UL 94
Oxygen index	24/*	%	ISO 4589-1/-2
Glow Wire Flammability Index, 1mm	700/-	°C	IEC 60695-2-12
Glow Wire Flammability Index, 2mm	750/-	°C	IEC 60695-2-12
Glow Wire Flammability Index, 3mm	800/-	°C	IEC 60695-2-12
Glow Wire Ignition Temperature, 1mm	725/-	°C	IEC 60695-2-13
Glow Wire Ignition Temperature, 2mm	725/-	°C	IEC 60695-2-13
Glow Wire Ignition Temperature, 3mm	775/-	°C	IEC 60695-2-13
Glow Wire Temperature, No Flame, 3mm	750/-	°C	IEC 60335-1
FMVSS Class	SE/B	-	ISO 3795 (FMVSS 302)
Burning rate, Thickness 1 mm	24	mm/min	ISO 3795 (FMVSS 302)

[2]: UL yellow card with (f1)



Zytel® 70G30HSLR BK099

NYLON RESIN

Electrical properties

	dry/cond.		
Volume resistivity	>1E13/1E9 ^[DS]	Ohm.m	IEC 62631-3-1
Surface resistivity	*/1E12 ^[DS]	Ohm	IEC 62631-3-2
Electric strength	38/32	kV/mm	IEC 60243-1
Comparative tracking index	400/-	-	IEC 60112
Comparative tracking index	1/-	PLC	UL 746A

[DS]: Derived from similar grade

Other properties

	dry/cond.		
Humidity absorption, 2mm	1.9/*	%	Sim. to ISO 62
Water absorption, 2mm	6/*	%	Sim. to ISO 62
Density	1370/-	kg/m ³	ISO 1183
Water Absorption, Immersion 24h	1.3/*	%	Sim. to ISO 62

VDA Properties

Odour	5 class	VDA 270
-------	---------	---------

Injection

Drying Recommended	yes
Drying Temperature	80 °C
Drying Time, Dehumidified Dryer	2 - 4 h
Processing Moisture Content	≤0.2 %
Melt Temperature Optimum	295 °C
Min. melt temperature	285 °C
Max. melt temperature	305 °C
Max. screw tangential speed	0.2 m/s
Mold Temperature Optimum	100 °C
Min. mould temperature	70 °C
Max. mould temperature	120 °C
Hold pressure range	50 - 100 MPa
Hold pressure time	3 s/mm
Ejection temperature	210 °C

Characteristics

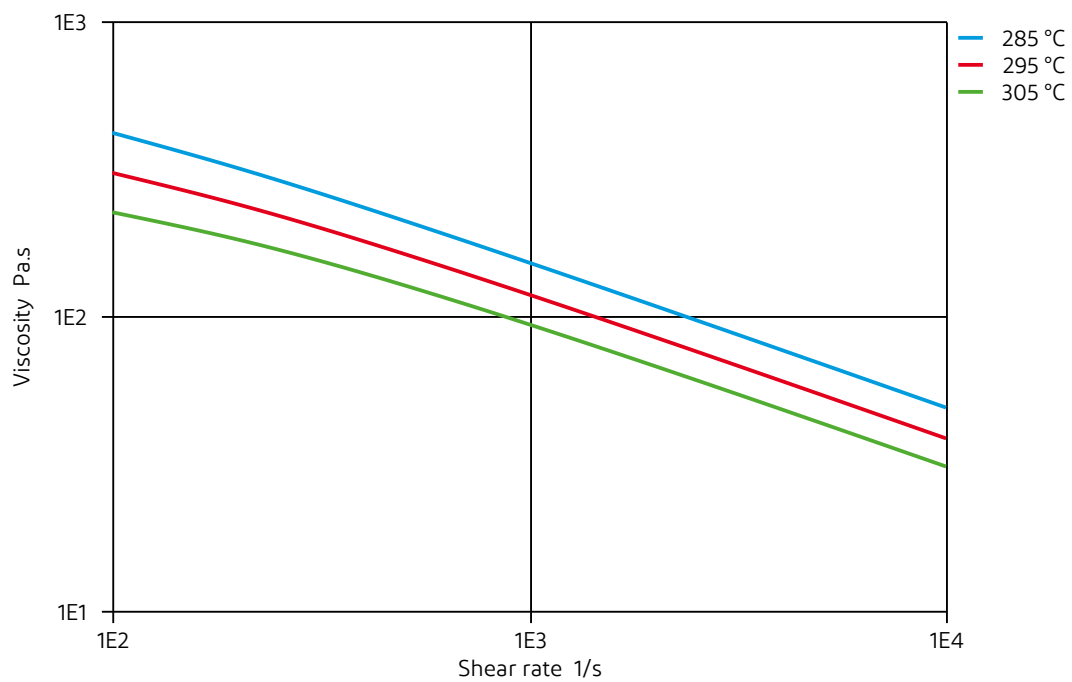
Additives	Release agent
-----------	---------------



Zytel® 70G30HSLR BK099

NYLON RESIN

Viscosity-shear rate

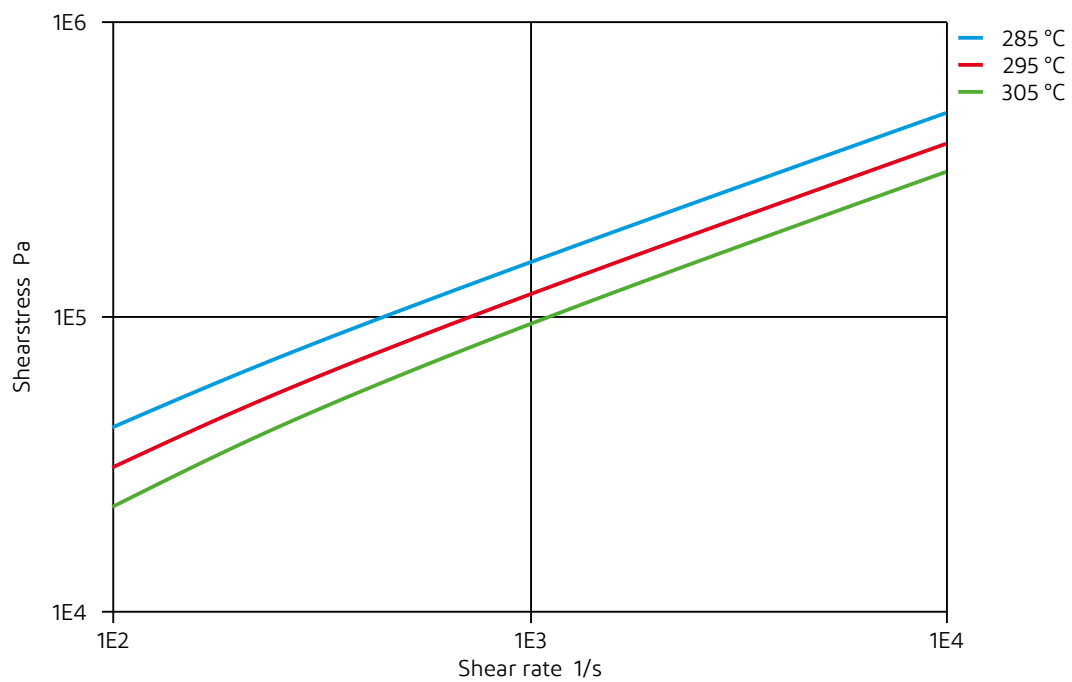




Zytel® 70G30HSLR BK099

NYLON RESIN

Shearstress-shear rate

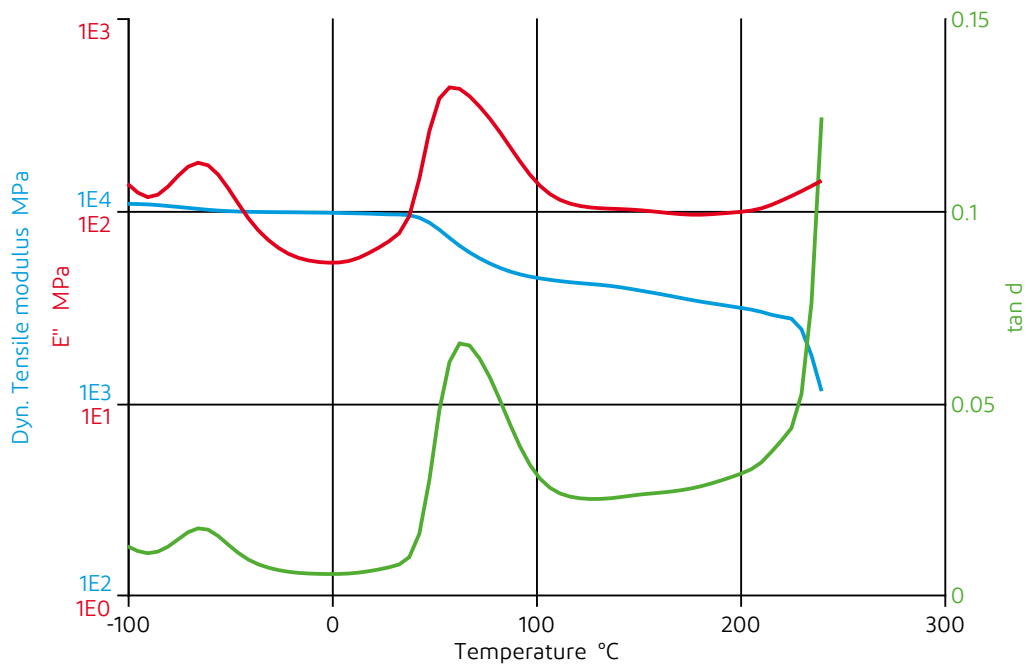




Zytel® 70G30HSLR BK099

NYLON RESIN

Dynamic Tensile modulus-temperature (dry)

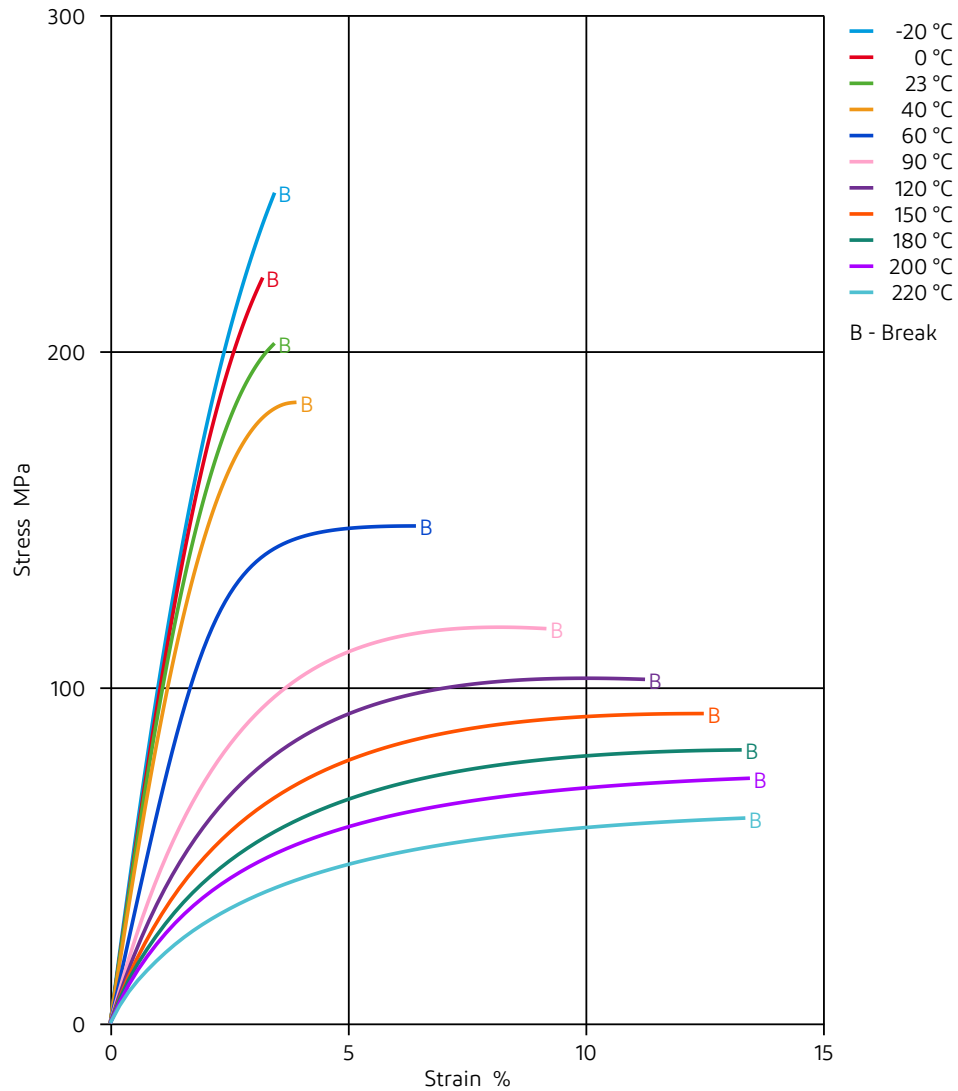




Zytel® 70G30HSLR BK099

NYLON RESIN

Stress-strain (dry)

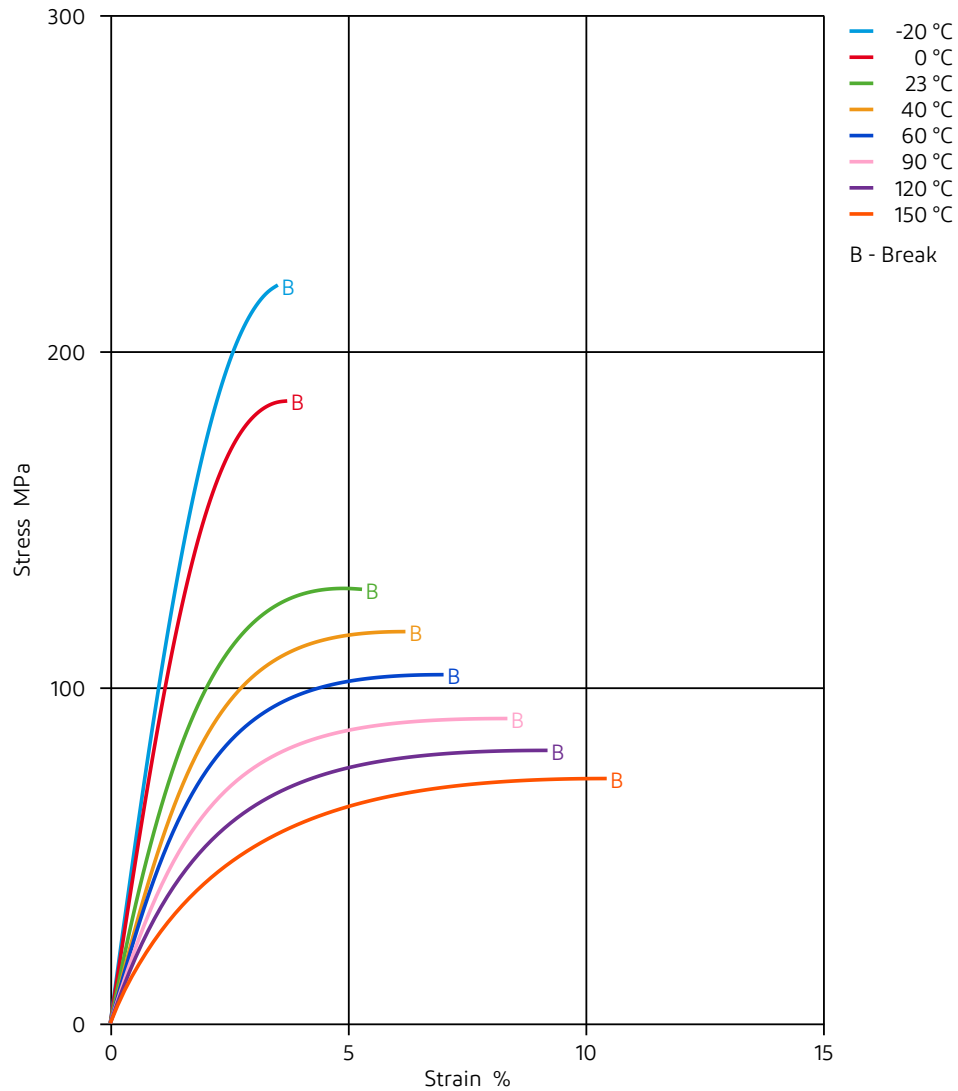




Zytel® 70G30HSLR BK099

NYLON RESIN

Stress-strain (cond.)

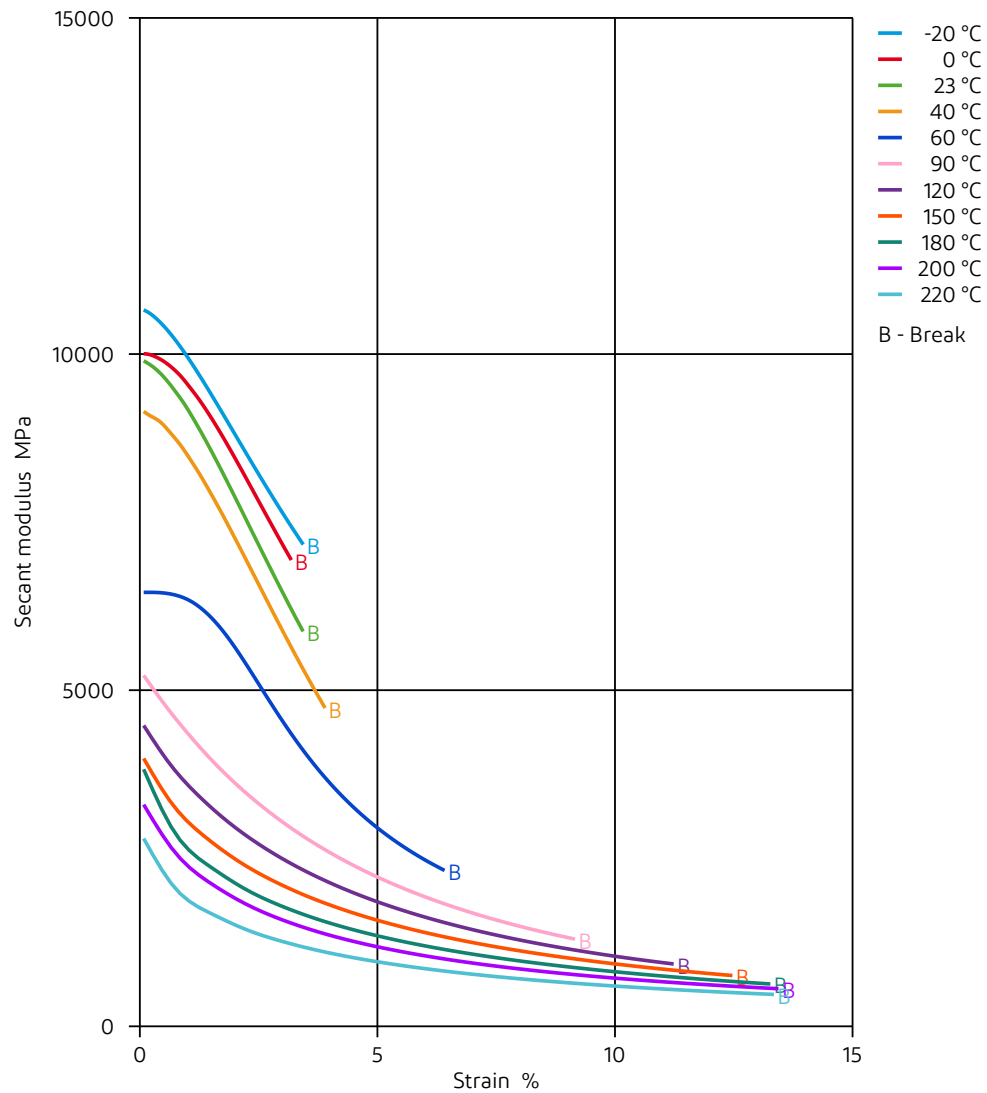




Zytel® 70G30HSLR BK099

NYLON RESIN

Secant modulus-strain (dry)

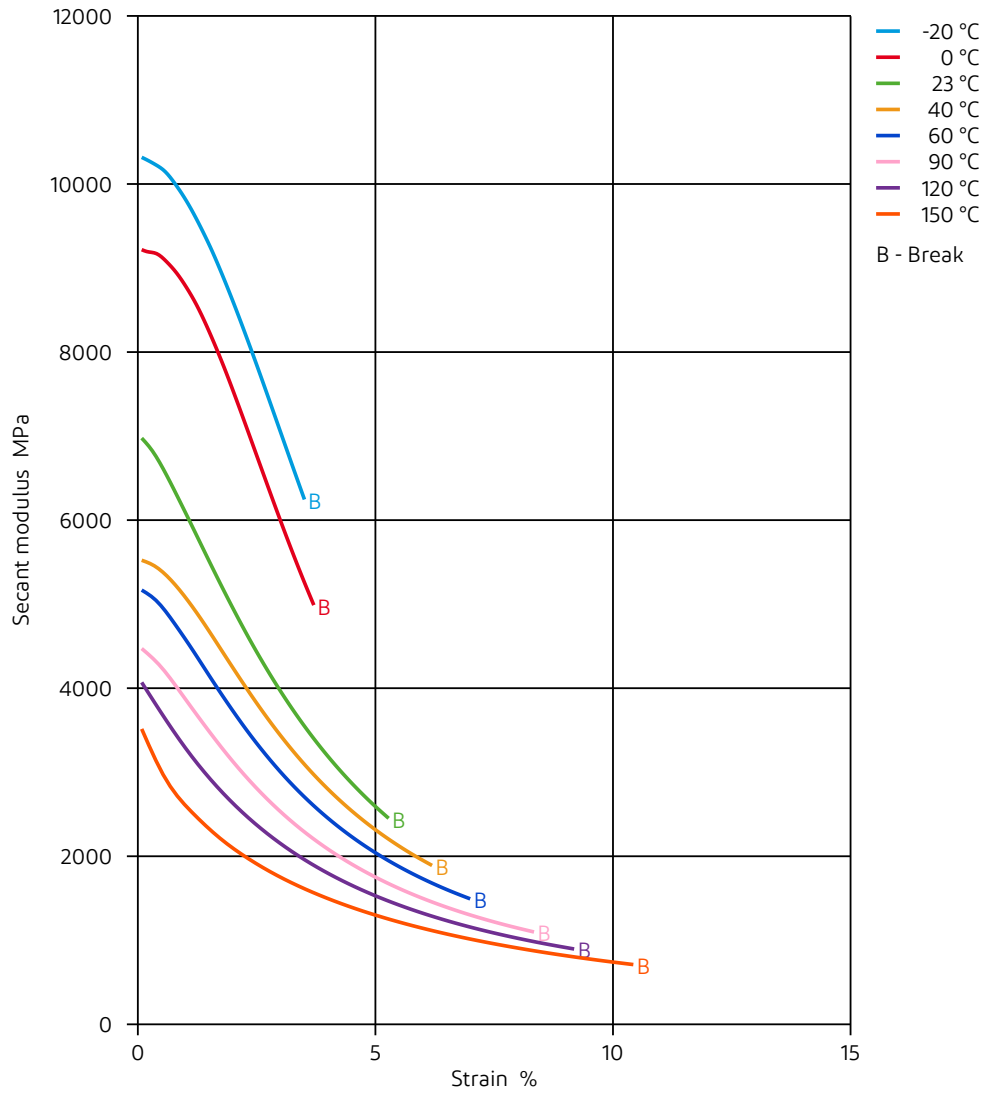




Zytel® 70G30HSLR BK099

NYLON RESIN

Secant modulus-strain (cond.)

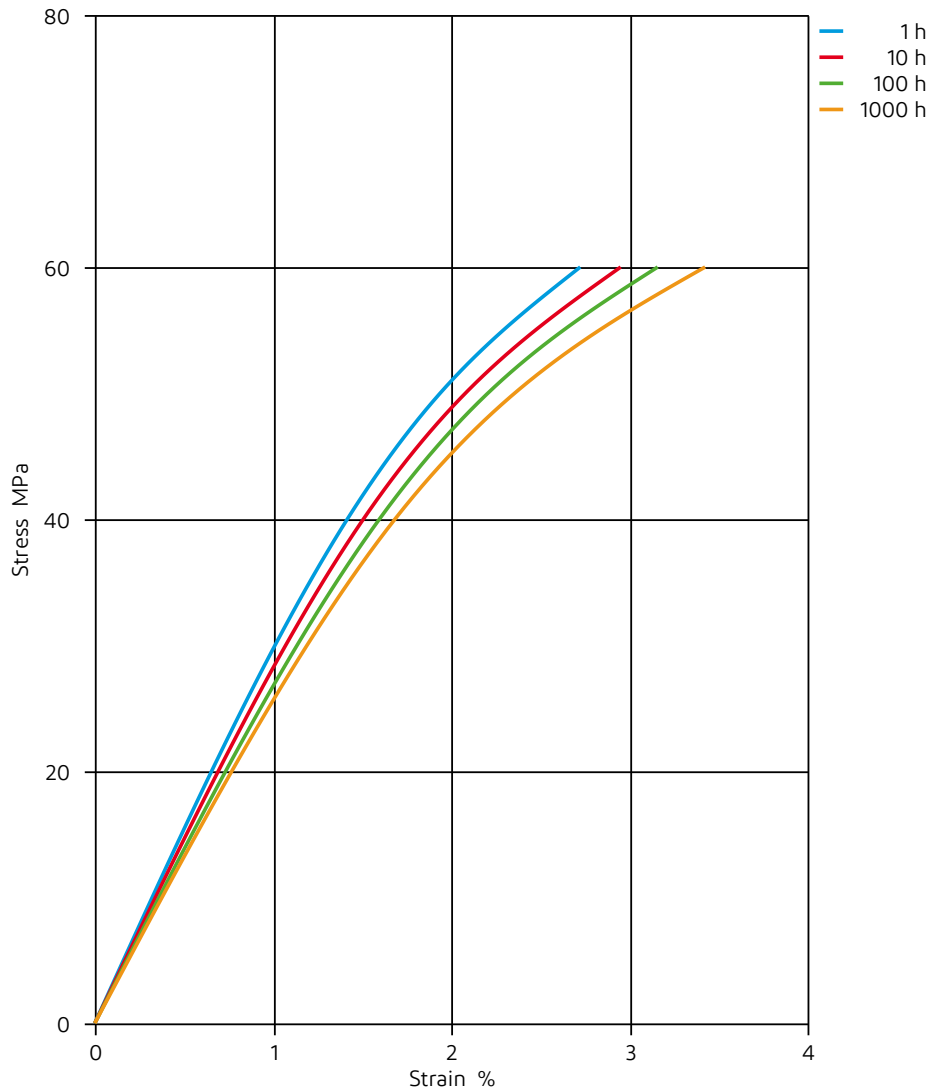




Zytel® 70G30HSLR BK099

NYLON RESIN

Stress-strain (isochronous) 140°C (dry)

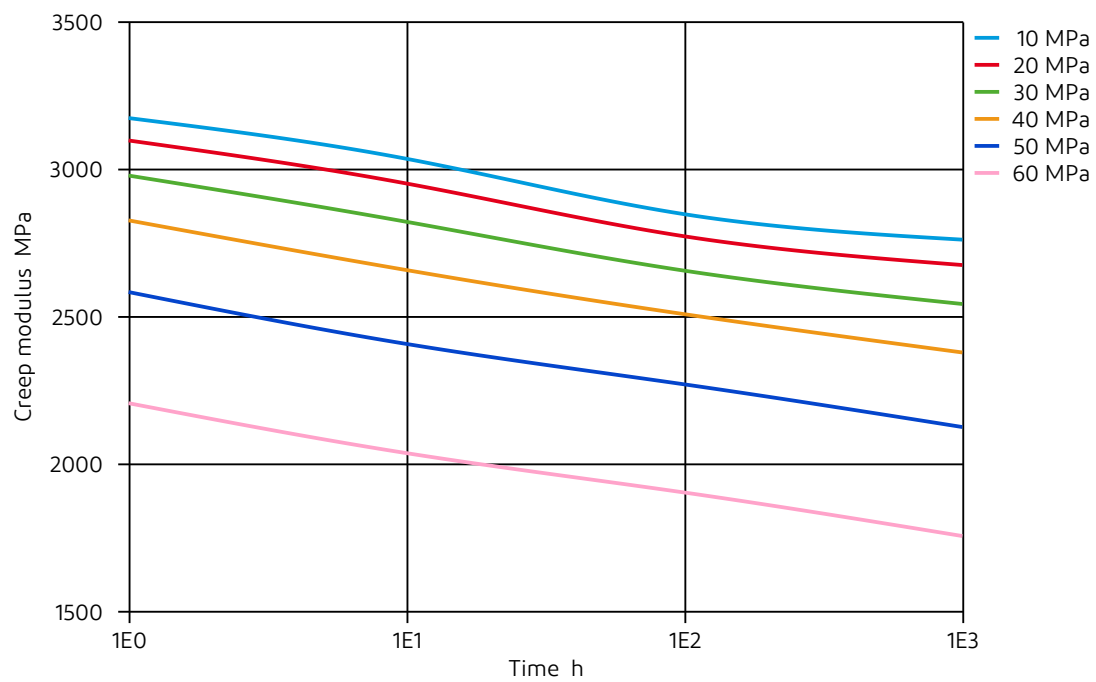




Zytel® 70G30HSLR BK099

NYLON RESIN

Creep modulus-time 140°C (dry)

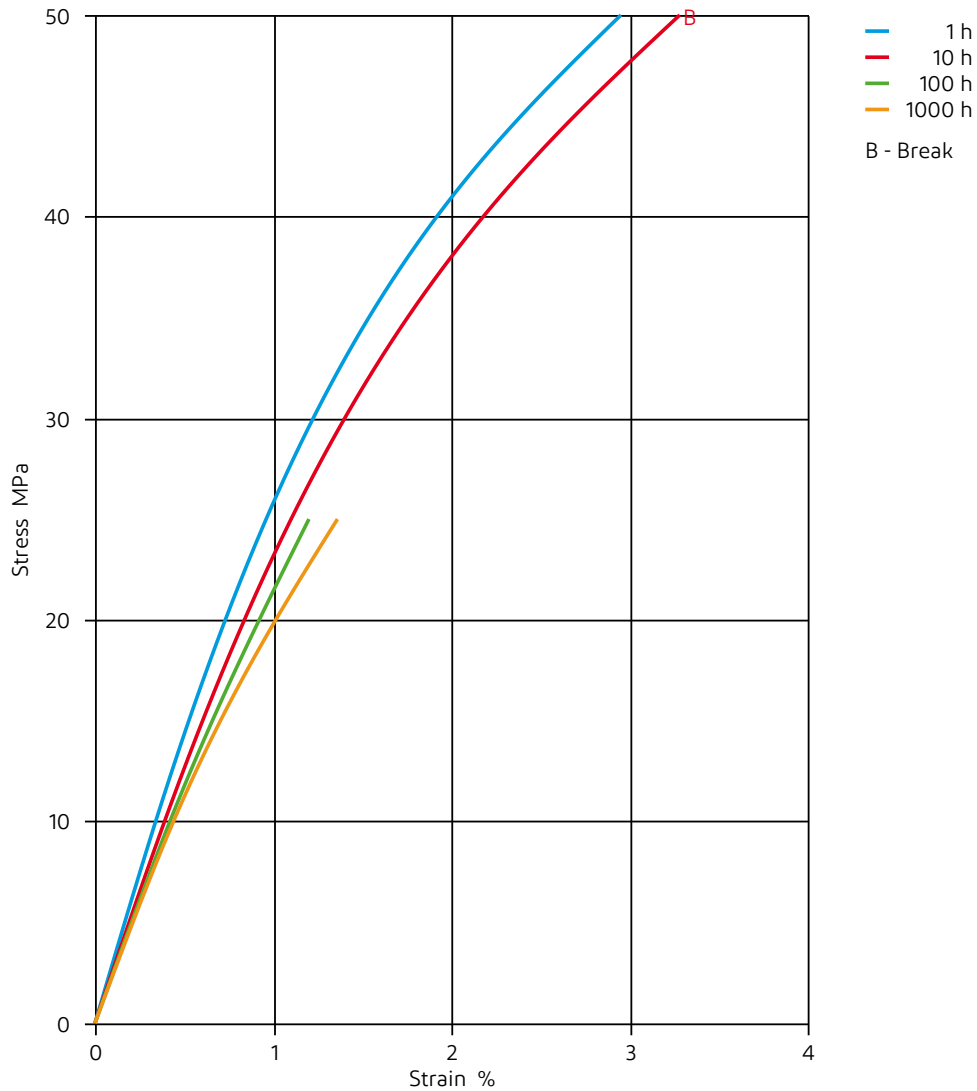




Zytel® 70G30HSLR BK099

NYLON RESIN

Stress-strain (isochronous) 180°C (dry)

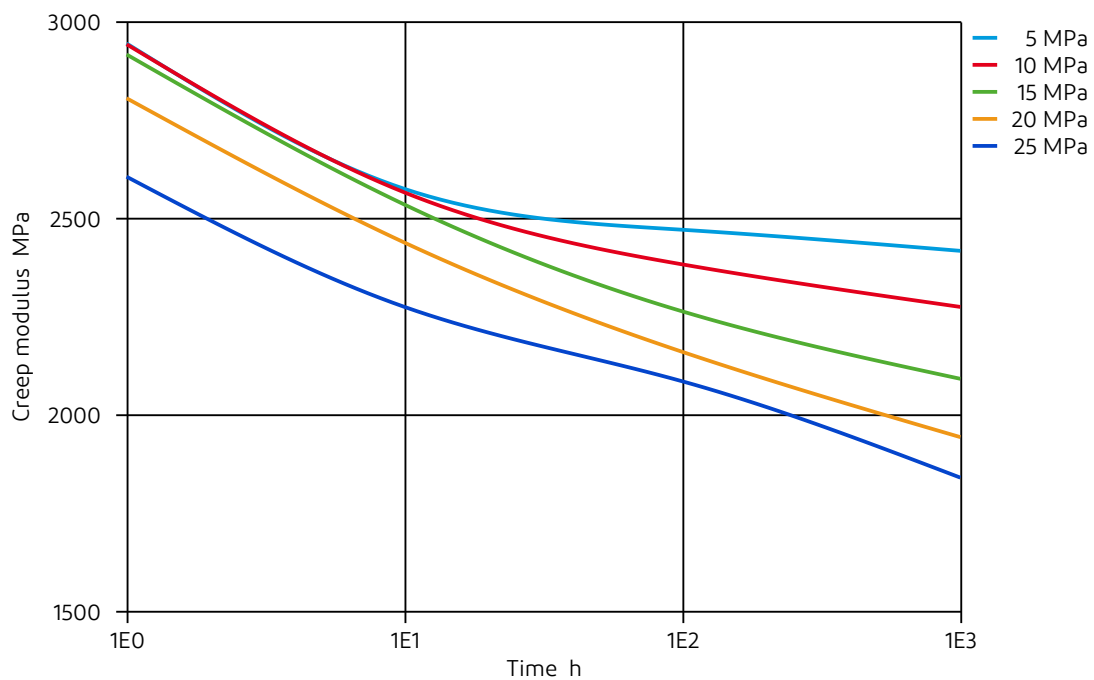




Zytel® 70G30HSLR BK099

NYLON RESIN

Creep modulus-time 180°C (dry)

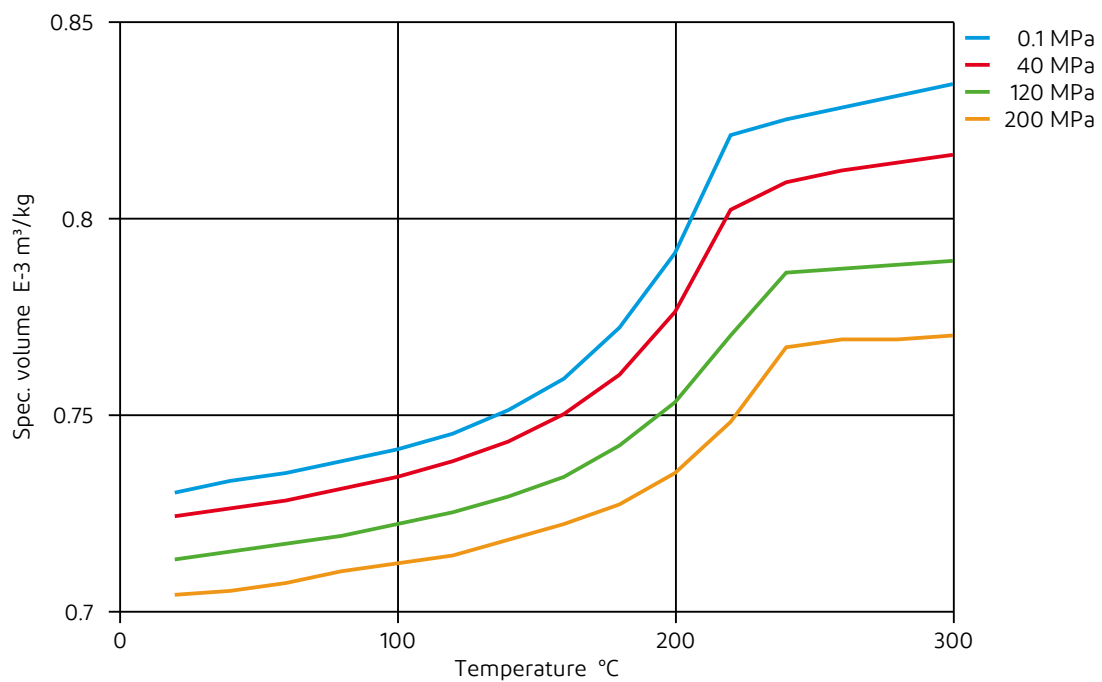




Zytel® 70G30HSLR BK099

NYLON RESIN

Specific volume-temperature (pvT)

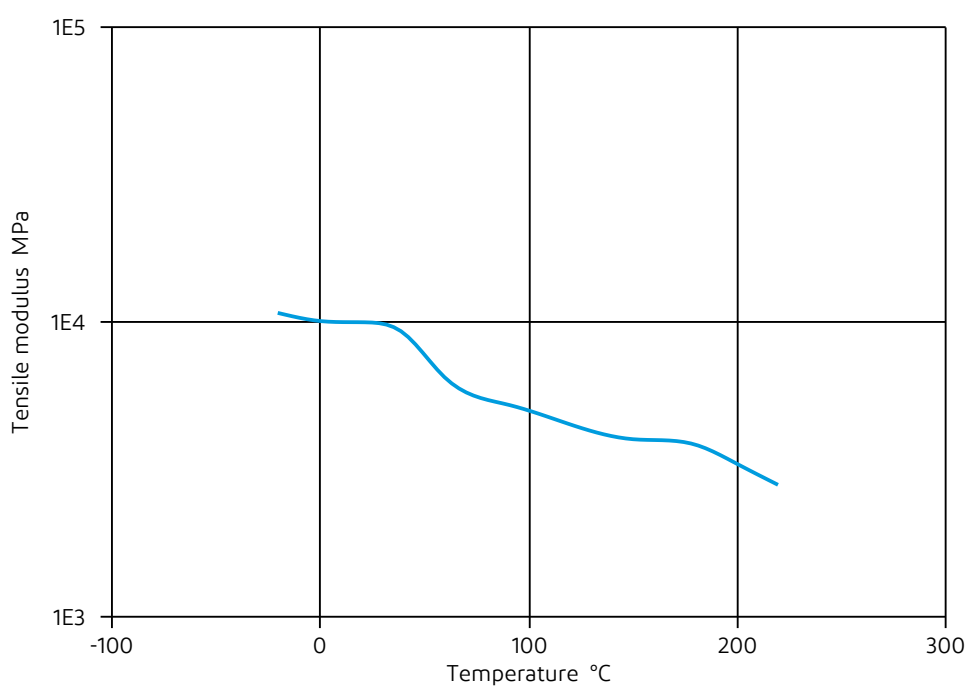




Zytel® 70G30HSLR BK099

NYLON RESIN

Tensile modulus-temperature (dry)

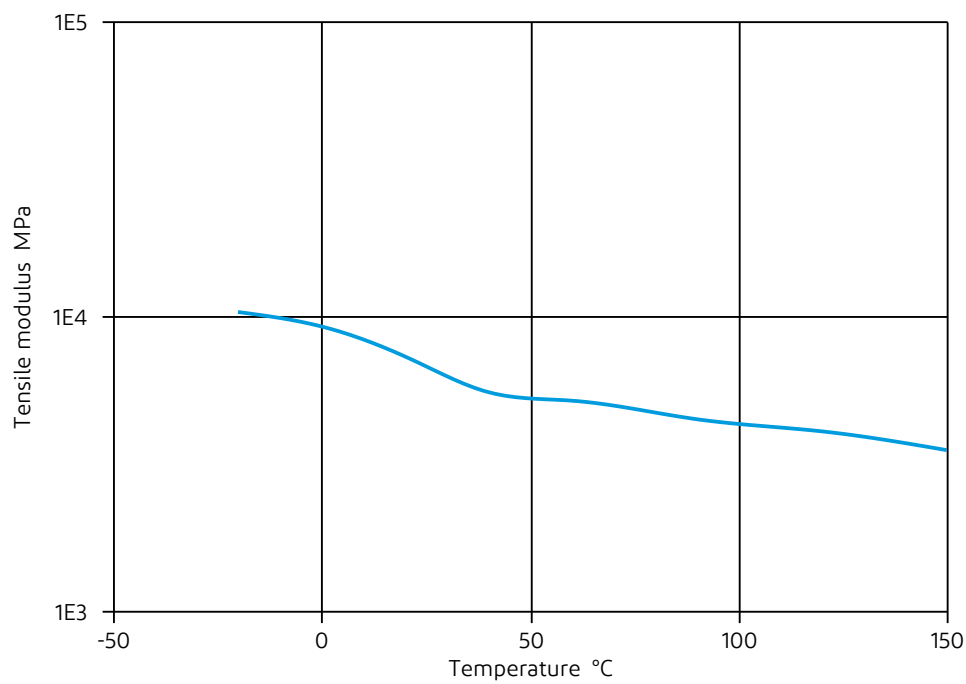




Zytel® 70G30HSLR BK099

NYLON RESIN

Tensile modulus-temperature (cond.)

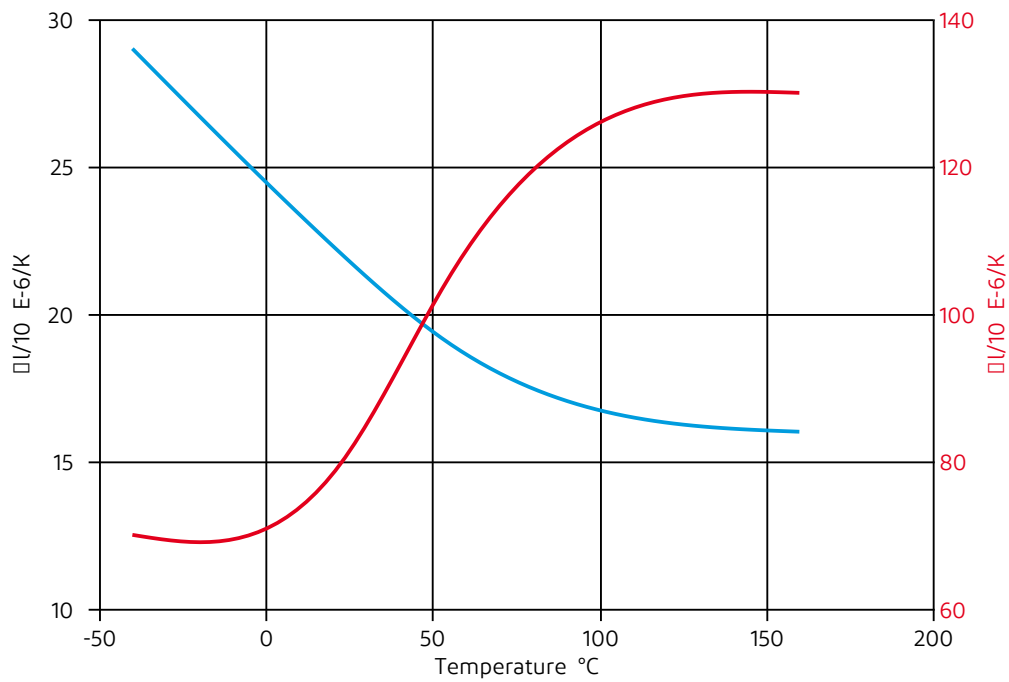




Zytel® 70G30HSLR BK099

NYLON RESIN

Coeff. of linear thermal expansion

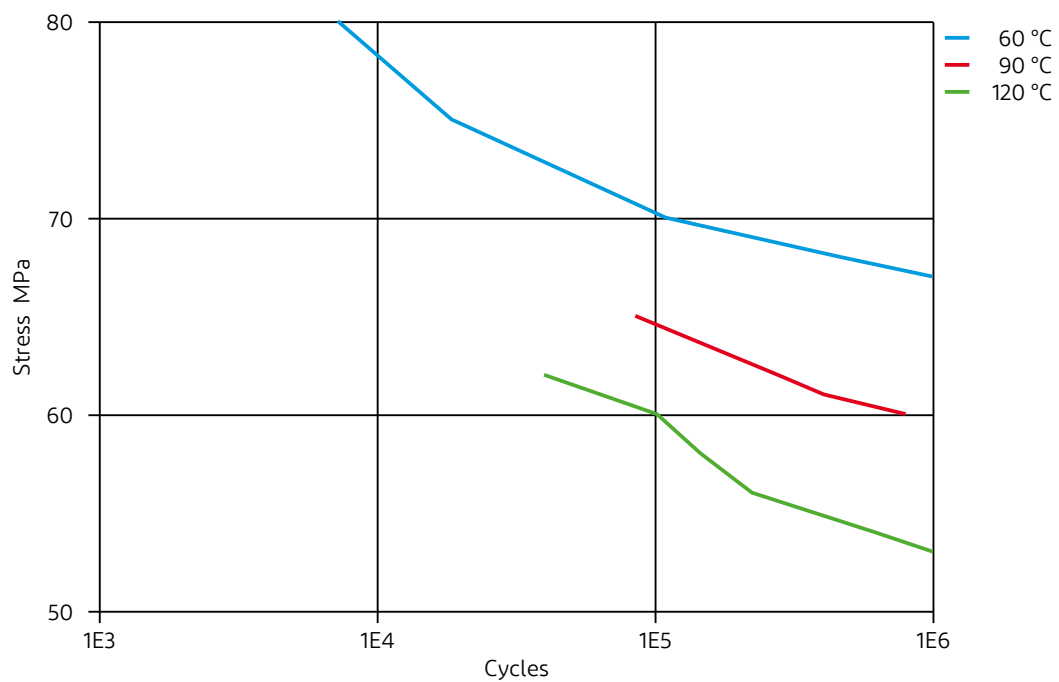




Zytel® 70G30HSLR BK099

NYLON RESIN

Tensile Fatigue, 10Hz, R=0.1 @ 0mm (dry)



Zytel® 70G30HSLR BK099

NYLON RESIN

Chemical Media Resistance

Acids

- ✓ Acetic Acid (5% by mass), 23°C
- ✓ Citric Acid solution (10% by mass), 23°C
- ✓ Lactic Acid (10% by mass), 23°C
- ✗ Hydrochloric Acid (36% by mass), 23°C
- ✗ Nitric Acid (40% by mass), 23°C
- ✗ Sulfuric Acid (38% by mass), 23°C
- ✗ Sulfuric Acid (5% by mass), 23°C
- ✗ Chromic Acid solution (40% by mass), 23°C

Bases

- ✗ Sodium Hydroxide solution (35% by mass), 23°C
- ✓ Sodium Hydroxide solution (1% by mass), 23°C
- ✓ Ammonium Hydroxide solution (10% by mass), 23°C

Alcohols

- ✓ Isopropyl alcohol, 23°C
- ✓ Methanol, 23°C
- ✓ Ethanol, 23°C

Hydrocarbons

- ✓ n-Hexane, 23°C
- ✓ Toluene, 23°C
- ✓ iso-Octane, 23°C

Ketones

- ✓ Acetone, 23°C

Ethers

- ✓ Diethyl ether, 23°C

Mineral oils

- ✓ SAE 10W40 multigrade motor oil, 23°C
- ✓ SAE 10W40 multigrade motor oil, 130°C
- ✓ SAE 80/90 hypoid-gear oil, 130°C
- ✓ Insulating Oil, 23°C
- ✓ Motor oil OS206 304 Ref.Eng.Oil, ISP, 135°C
- ✓ Automatic hypoid-gear oil Shell Donax TX, 135°C
- ✓ Hydraulic oil Pentosin CHF 202, 125°C

Standard Fuels

- ✓ ISO 1817 Liquid 1 - E5, 60°C
- ✓ ISO 1817 Liquid 2 - M15E4, 60°C
- ✓ ISO 1817 Liquid 3 - M3E7, 60°C
- ✓ ISO 1817 Liquid 4 - M15, 60°C
- ✓ Standard fuel without alcohol (pref. ISO 1817 Liquid C), 23°C
- ✓ Standard fuel with alcohol (pref. ISO 1817 Liquid 4), 23°C



Zytel® 70G30HSLR BK099

NYLON RESIN

- ✓ Diesel fuel (pref. ISO 1817 Liquid F), 23°C
- ✓ Diesel fuel (pref. ISO 1817 Liquid F), 90°C
- ✗ Diesel fuel (pref. ISO 1817 Liquid F), >90°C

Salt solutions

- ✓ Sodium Chloride solution (10% by mass), 23°C
- ✗ Sodium Hypochlorite solution (10% by mass), 23°C
- ✓ Sodium Carbonate solution (20% by mass), 23°C
- ✓ Sodium Carbonate solution (2% by mass), 23°C
- ✗ Zinc Chloride solution (50% by mass), 23°C

Other

- ✓ Ethyl Acetate, 23°C
- ✗ Hydrogen peroxide, 23°C
- ✓ DOT No. 4 Brake fluid, 130°C
- ✓ DOT No. 4 Brake fluid, 120°C
- ✓ Ethylene Glycol (50% by mass) in water, 108°C
- ✓ 1% nonylphenoxy-polyethyleneoxy ethanol in water, 23°C
- ✓ 50% Oleic acid + 50% Olive Oil, 23°C
- ✓ Water, 23°C
- ✓ Water, 90°C
- ✗ Phenol solution (5% by mass), 23°C
- ✓ Coolant Glysantin G48, 1:1 in water, 125°C

Symbols used:

- ✓ possibly resistant
Defined as: Supplier has sufficient indication that contact with chemical can be potentially accepted under the intended use conditions and expected service life. Criteria for assessment have to be indicated (e.g. surface aspect, volume change, property change).
- ✗ not recommended - see explanation
Defined as: Not recommended for general use. However, short-term exposure under certain restricted conditions could be acceptable (e.g. fast cleaning with thorough rinsing, spills, wiping, vapor exposure).

Revised: 2021-05-25

Page: 21 of 21

dupont.com

The information set forth herein is furnished free of charge, is based on technical data that DuPont believes to be reliable, and represents typical values that fall within the normal range of properties. This information relates only to the specific material designated and may not be valid for such material used in combination with other materials or in other processes. It is intended for use by persons having technical skill, at their own discretion and risk. This information should not be used to establish specification limits nor used alone as the basis of design. Handling precaution information is given with the understanding that those using it will satisfy themselves that their particular conditions of use present no health or safety hazards and comply with applicable law. Since conditions of product use and disposal are outside our control, we make no warranties, express or implied, and assume no liability in connection with any use of this information. As with any product, evaluation under end-use conditions prior to specification is essential. Nothing herein is to be taken as a license to operate or a recommendation to infringe on patents.

CAUTION: Do not use DuPont materials in medical applications involving implantation in the human body or contact with internal body fluids or tissues unless the material has been provided from DuPont under a written contract or other acknowledgement that is consistent with the DuPont policy regarding medical applications and expressly acknowledges the contemplated use. For further information, please contact your DuPont representative.

DuPont's sole warranty is that our products will meet our standard sales specifications in effect at the time of shipment. Your exclusive remedy for breach of such warranty is limited to refund of purchase price or replacement of any product shown to be other than as warranted. TO THE FULLEST EXTENT PERMITTED BY APPLICABLE LAW, DUPONT SPECIFICALLY DISCLAIMS ANY OTHER EXPRESS OR IMPLIED WARRANTY OF FITNESS FOR A PARTICULAR PURPOSE, MERCHANTABILITY, OR NON-INFRINGEMENT. DUPONT DISCLAIMS LIABILITY FOR ANY SPECIAL, INCIDENTAL, OR CONSEQUENTIAL DAMAGES.

DuPont™, the DuPont Oval Logo, and all trademarks and service marks denoted with ™, SM or ® are owned by affiliates of DuPont de Nemours, Inc. unless otherwise noted.

© 2021 DuPont. All rights reserved.