



# Rynite® 550HTE BK503 (PRELIMINARY)

## THERMOPLASTIC POLYESTER RESIN

Rynite® 550HTE BK503 is a 50% glass reinforced modified polyethylene terephthalate resin with excellent high temperature dielectric properties

### Product information

Resin Identification	PET-GF50	ISO 1043
Part Marking Code	>PET-GF50<	ISO 11469

### Rheological properties

Melt volume-flow rate	6.5 cm <sup>3</sup> /10min	ISO 1133
Temperature	280 °C	ISO 1133
Load	10 kg	ISO 1133
Moulding shrinkage, parallel	0.2 %	ISO 294-4, 2577
Moulding shrinkage, normal	0.7 %	ISO 294-4, 2577

### Typical mechanical properties

Tensile Modulus	18000 MPa	ISO 527-1/-2
Stress at break	190 MPa	ISO 527-1/-2
Strain at break	1.8 %	ISO 527-1/-2
Flexural Strength	280 MPa	ISO 178
Charpy impact strength, 23°C	65 kJ/m <sup>2</sup>	ISO 179/1eU
Charpy notched impact strength, 23°C	11 kJ/m <sup>2</sup>	ISO 179/1eA
Poisson's ratio	0.33 -	

### Thermal properties

Melting temperature, 10°C/min	251 °C	ISO 11357-1/-3
Glass transition temperature, 10°C/min	95 °C	ISO 11357-1/-2
Temp. of deflection under load, 1.8 MPa	235 °C	ISO 75-1/-2

### Electrical properties

Electric strength	30 kV/mm	IEC 60243-1
-------------------	----------	-------------

### Other properties

Density	1750 kg/m <sup>3</sup>	ISO 1183
Density of melt	1560 kg/m <sup>3</sup>	



# Rynite<sup>®</sup> 550HTE BK503 (PRELIMINARY)

THERMOPLASTIC POLYESTER RESIN

## Injection

Drying Recommended	yes
Drying Temperature	120 °C
Drying Time, Dehumidified Dryer	4 - 6 h
Processing Moisture Content	≤0.01 <sup>[1]</sup> %
Melt Temperature Optimum	285 °C
Min. melt temperature	280 °C
Max. melt temperature	300 °C
Min. mould temperature	120 °C
Max. mould temperature	140 <sup>[2]</sup> °C

[1]: At levels above 0.01%, strength and toughness will decrease, even though parts may not exhibit surface defects.

[2]: (6mm - 1mm thickness)

## Additional Information

### Injection molding

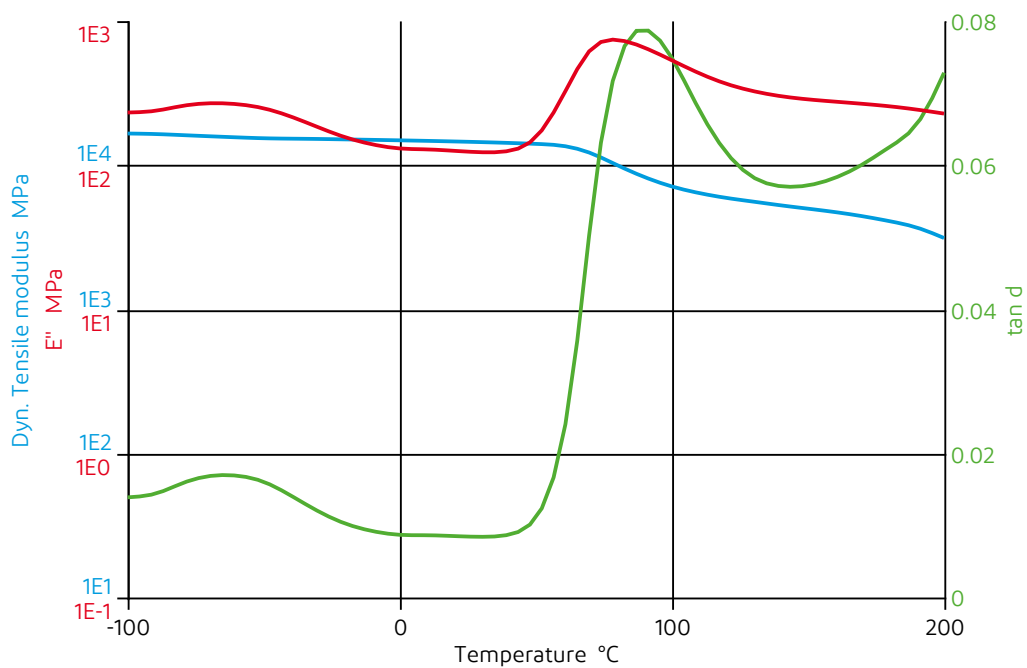
When lower mold temperatures are used, the initial warpage and shrinkage will be lower, but the surface appearance will be poorer and the dimensional change may be greater when parts are subsequently heated. Higher temperature settings for the rear of the barrel will minimize glass fiber attrition, though overall barrel residence time should be considered.



# Rynite<sup>®</sup> 550HTE BK503 (PRELIMINARY)

THERMOPLASTIC POLYESTER RESIN

Dynamic Tensile modulus-temperature

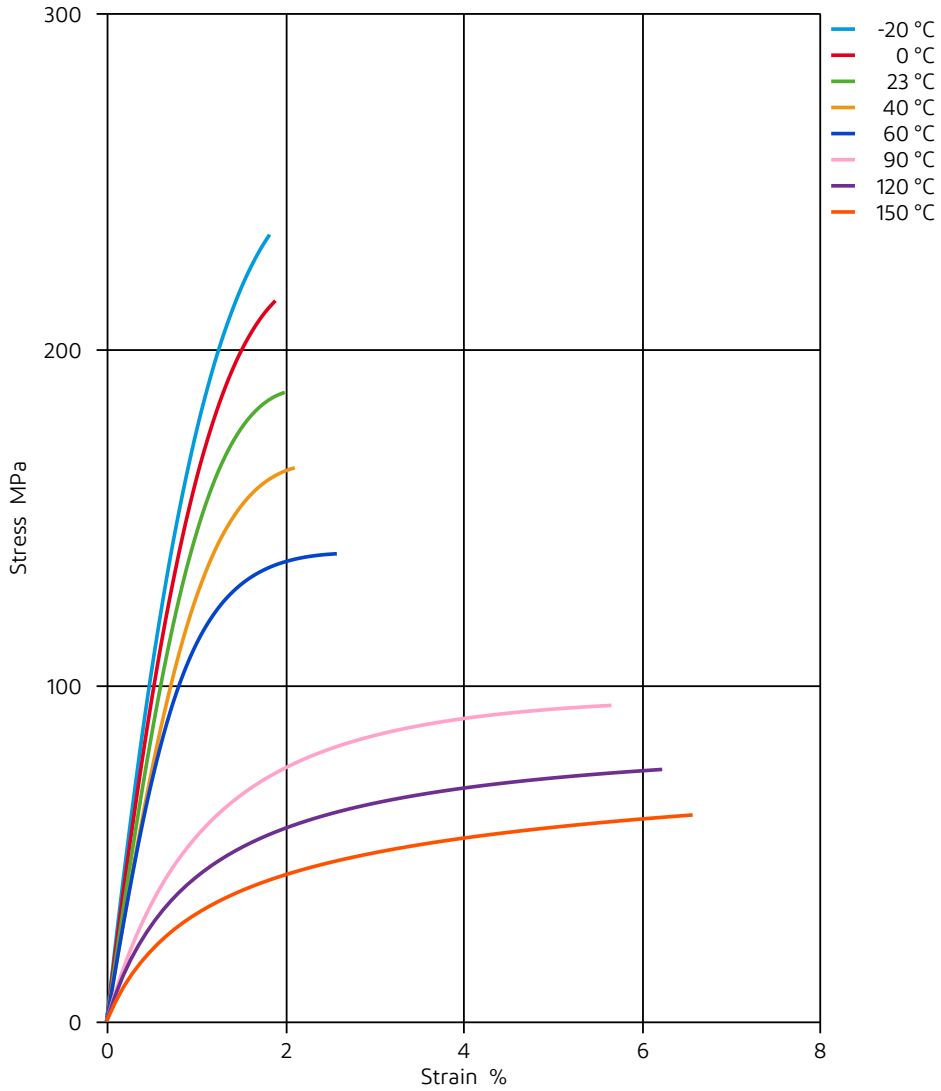




# Rynite<sup>®</sup> 550HTE BK503 (PRELIMINARY)

THERMOPLASTIC POLYESTER RESIN

## Stress-strain

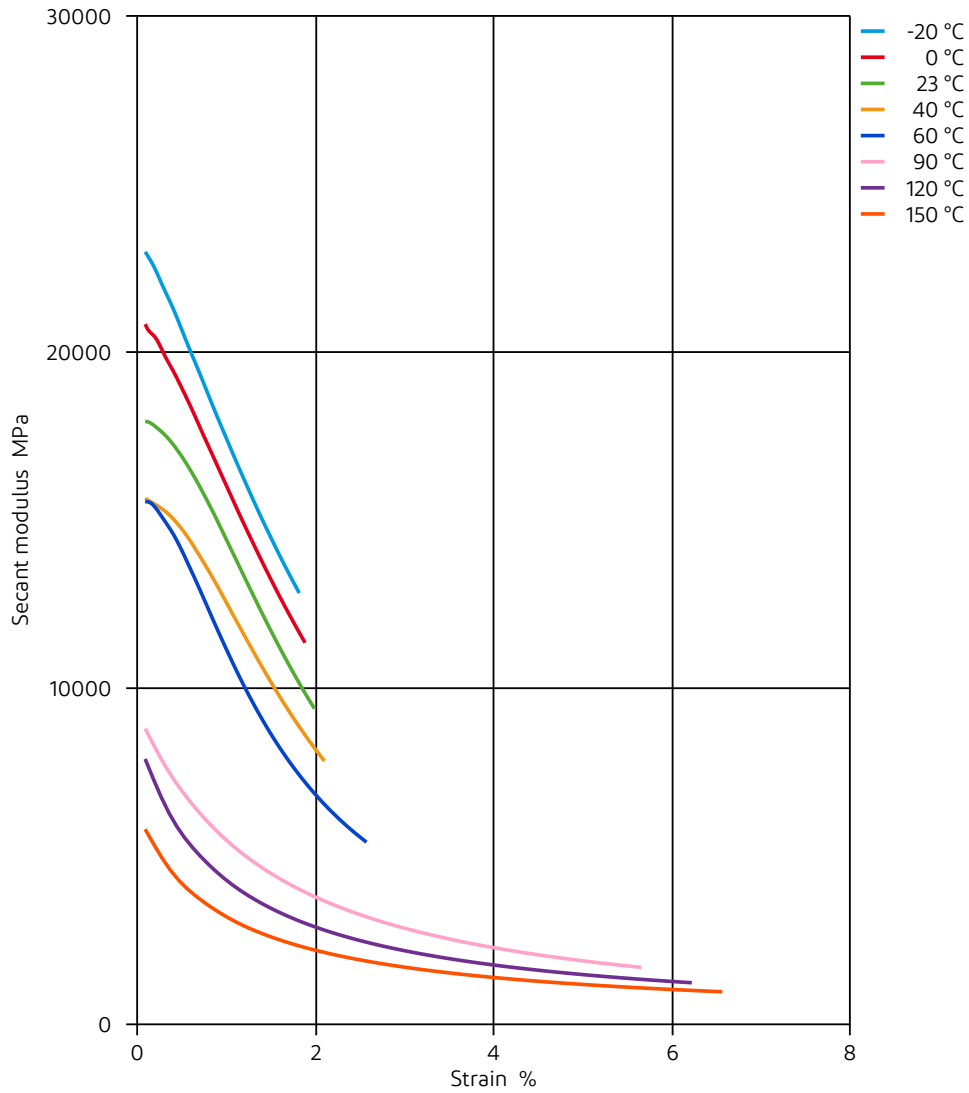




# Rynite<sup>®</sup> 550HTE BK503 (PRELIMINARY)

THERMOPLASTIC POLYESTER RESIN

## Secant modulus-strain

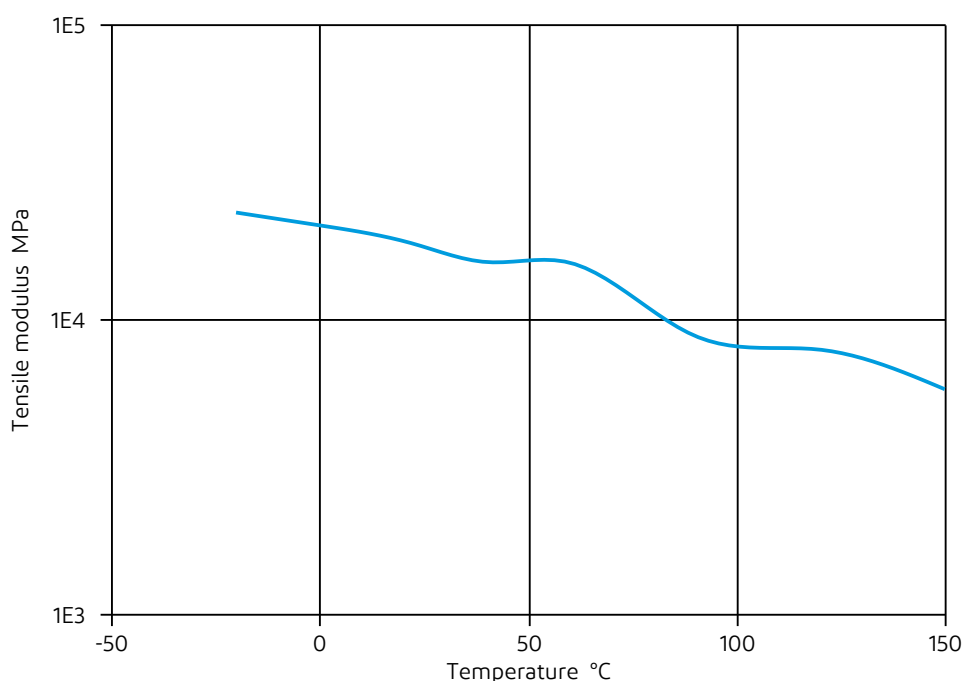




# Rynite<sup>®</sup> 550HTE BK503 (PRELIMINARY)

THERMOPLASTIC POLYESTER RESIN

## Tensile modulus-temperature



Revised: 2020-07-10

Page: 6 of 6

[dupont.com](http://dupont.com)

The above data are preliminary and are subject to change as additional data are developed on subsequent lots.

The information set forth herein is furnished free of charge, is based on technical data that DuPont believes to be reliable, and represents typical values that fall within the normal range of properties. This information relates only to the specific material designated and may not be valid for such material used in combination with other materials or in other processes. It is intended for use by persons having technical skill, at their own discretion and risk. This information should not be used to establish specification limits nor used alone as the basis of design. Handling precaution information is given with the understanding that those using it will satisfy themselves that their particular conditions of use present no health or safety hazards and comply with applicable law. Since conditions of product use and disposal are outside our control, we make no warranties, express or implied, and assume no liability in connection with any use of this information. As with any product, evaluation under end-use conditions prior to specification is essential. Nothing herein is to be taken as a license to operate or a recommendation to infringe on patents.

CAUTION: Do not use DuPont materials in medical applications involving implantation in the human body or contact with internal body fluids or tissues unless the material has been provided from DuPont under a written contract or other acknowledgement that is consistent with the DuPont policy regarding medical applications and expressly acknowledges the contemplated use. For further information, please contact your DuPont representative.

DuPont's sole warranty is that our products will meet our standard sales specifications in effect at the time of shipment. Your exclusive remedy for breach of such warranty is limited to refund of purchase price or replacement of any product shown to be other than as warranted. TO THE FULLEST EXTENT PERMITTED BY APPLICABLE LAW, DUPONT SPECIFICALLY DISCLAIMS ANY OTHER EXPRESS OR IMPLIED WARRANTY OF FITNESS FOR A PARTICULAR PURPOSE, MERCHANTABILITY, OR NON-INFRINGEMENT. DUPONT DISCLAIMS LIABILITY FOR ANY SPECIAL, INCIDENTAL, OR CONSEQUENTIAL DAMAGES.

DuPont<sup>™</sup>, the DuPont Oval Logo, and all trademarks and service marks denoted with <sup>™</sup>, <sup>SM</sup> or <sup>®</sup> are owned by affiliates of DuPont de Nemours, Inc. unless otherwise noted.

© 2021 DuPont. All rights reserved.