

Crastin® ST820 NC010

THERMOPLASTIC POLYESTER RESIN

Common features of Crastin® thermoplastic polyester resin include mechanical and physical properties such as stiffness and toughness, heat resistance, friction and wear resistance, excellent surface finishes and good colourability. Crastin® thermoplastic polyester resin has excellent electrical insulation characteristics and high arc-resistant grades are available. Many flame retardant grades have UL recognition (class V-0). Crastin® thermoplastic polyester resin typically has high chemical and heat ageing resistance.

The good melt stability of Crastin® thermoplastic polyester resin normally enables the recycling of properly handled production waste. If recycling is not possible, we recommend, as the preferred option, incineration with energy recovery (-24 kJ/g of base polymer) in appropriately equipped installations. For disposal, local regulations have to be observed.

Crastin® thermoplastic polyester resin typically is used in demanding applications in the electronics, electrical, automotive, mechanical engineering, chemical, domestic appliances and sporting goods industry.

Crastin® ST820 NC010 is an unreinforced, Super Tough polybutylene terephthalate resin for injection moulding.

Product information

Resin Identification	PBT-HI	ISO 1043
Part Marking Code	>PBT-HI<	ISO 11469

Rheological properties

Melt mass-flow rate	5 g/10min	ISO 1133
Melt mass-flow rate, Temperature	250 °C	
Melt mass-flow rate, Load	5 kg	
Moulding shrinkage, parallel	2.4 %	ISO 294-4, 2577
Moulding shrinkage, normal	1.9 %	ISO 294-4, 2577
Moulding shrinkage, parallel, annealed	2.5 %	ISO 294-4
Postmoulding shrinkage, normal, 48h at 80°C	0.6 %	ISO 294-4
Postmoulding shrinkage, parallel, 48h at 80°C	0.8 %	ISO 294-4

Typical mechanical properties

Tensile modulus	1700 MPa	ISO 527-1/-2
Tensile stress at yield, 50mm/min	38 MPa	ISO 527-1/-2
Tensile strain at yield, 50mm/min	7 %	ISO 527-1/-2
Tensile stress at break, 50mm/min	30 MPa	ISO 527-1/-2
Nominal strain at break	>50 %	ISO 527-1/-2
Tensile strain at break, 50mm/min	150 %	ISO 527-1/-2
Flexural modulus	1550 MPa	ISO 178
Flexural strength	50 MPa	ISO 178
Charpy impact strength, 23°C	N kJ/m ²	ISO 179/1eU
Charpy impact strength, -30°C	N kJ/m ²	ISO 179/1eU
Charpy notched impact strength, 23°C	85 kJ/m ²	ISO 179/1eA
Charpy notched impact strength, -30°C	10 kJ/m ²	ISO 179/1eA
Charpy notched impact strength, -40°C	10 kJ/m ²	ISO 179/1eA
Izod notched impact strength, 23°C	60 kJ/m ²	ISO 180/1A
Izod notched impact strength, -30°C	15.0 kJ/m ²	ISO 180/1A
Izod notched impact strength, -40°C	10.0 kJ/m ²	ISO 180/1A
Izod impact strength, 23°C	N kJ/m ²	ISO 180/1U
Izod impact strength, -30°C	N kJ/m ²	ISO 180/1U

Crastin® ST820 NC010

THERMOPLASTIC POLYESTER RESIN

Izod impact strength, -40 °C	300 kJ/m ²	ISO 180/1U
Hardness, Rockwell, R-scale	104	ISO 2039-2
Poisson's ratio	0.42	

Thermal properties

Melting temperature, 10 °C/min	225 °C	ISO 11357-1/-3
Glass transition temperature, 10 °C/min	55 °C	ISO 11357-1/-3
Temperature of deflection under load, 1.8 MPa	50 °C	ISO 75-1/-2
Temperature of deflection under load, 0.45 MPa	100 °C	ISO 75-1/-2
Temperature of deflection under load, 0.45 MPa, annealed	145 °C	ISO 75-1/-2
Vicat softening temperature, 50 °C/h 50N	125 °C	ISO 306
Coeff. of linear therm. expansion, parallel, -40-23 °C	99 E-6/K	ISO 11359-1/-2
Coefficient of linear thermal expansion (CLTE), parallel	147 E-6/K	ISO 11359-1/-2
Coeff. of linear therm. expansion, parallel, 55-160 °C	233 E-6/K	ISO 11359-1/-2
Coeff. of linear therm. expansion, normal, -40-23 °C	108 E-6/K	ISO 11359-1/-2
Coefficient of linear thermal expansion (CLTE), normal	155 E-6/K	ISO 11359-1/-2
Coefficient of linear thermal expansion (CLTE), normal, 55-160 °C	191 E-6/K	ISO 11359-1/-2
Thermal conductivity of melt	0.2 W/(m K)	ISO 22007-2
Specific heat capacity of melt	2100 J/(kg K)	ISO 22007-4
RTI, electrical, 0.75mm	75 °C	UL 746B
RTI, impact, 0.75mm	75 °C	UL 746B
RTI, strength, 0.75mm	75 °C	UL 746B
TGA curve	available	ISO 11359-1/-2

Flammability

Burning Behav. at thickness h	HB class	IEC 60695-11-10
Thickness tested	0.8 mm	IEC 60695-11-10
UL recognition	yes	UL 94
Oxygen index	19 %	ISO 4589-1/-2
Glow Wire Flammability Index, 2.0mm	700 °C	IEC 60695-2-12
Glow Wire Flammability Index, 3.0mm	700 °C	IEC 60695-2-12
FMVSS Class	B	ISO 3795 (FMVSS 302)
Burning rate, Thickness 1 mm	38 mm/min	ISO 3795 (FMVSS 302)

Electrical properties

Relative permittivity, 1MHz	3.4	IEC 62631-2-1
Dissipation factor, 100Hz	200 E-4	IEC 62631-2-1
Dissipation factor, 1MHz	190 E-4	IEC 62631-2-1
Volume resistivity	>1E13 Ohm.m	IEC 62631-3-1
Surface resistivity	1E15 Ohm	IEC 62631-3-2
Electric strength	27 kV/mm	IEC 60243-1
Comparative tracking index	600	IEC 60112

Crastin® ST820 NC010

THERMOPLASTIC POLYESTER RESIN

Physical/Other properties

Humidity absorption, 2mm	0.12 %	Sim. to ISO 62
Water absorption, 2mm	0.31 %	Sim. to ISO 62
Density	1220 kg/m ³	ISO 1183
Density of melt	1030 kg/m ³	

VDA Properties

Fogging, G-value (condensate)	0.1 mg	ISO 6452
-------------------------------	--------	----------

Injection

Drying Recommended	yes
Drying Temperature	120 °C
Drying Time, Dehumidified Dryer	2 - 4 h
Processing Moisture Content	≤0.04 %
Melt Temperature Optimum	250 °C
Min. melt temperature	240 °C
Max. melt temperature	260 °C
Mold Temperature Optimum	80 °C
Min. mould temperature	30 °C
Max. mould temperature	130 °C
Hold pressure range	≥60 MPa
Hold pressure time	3 s/mm
Back pressure	As low as possible MPa
Ejection temperature	165 °C

Extrusion

Drying Temperature	110 - 130 °C
Drying Time, Dehumidified Dryer	2 - 4 h
Processing Moisture Content	≤0.04 %
Melt Temperature Range	240 - 260 °C

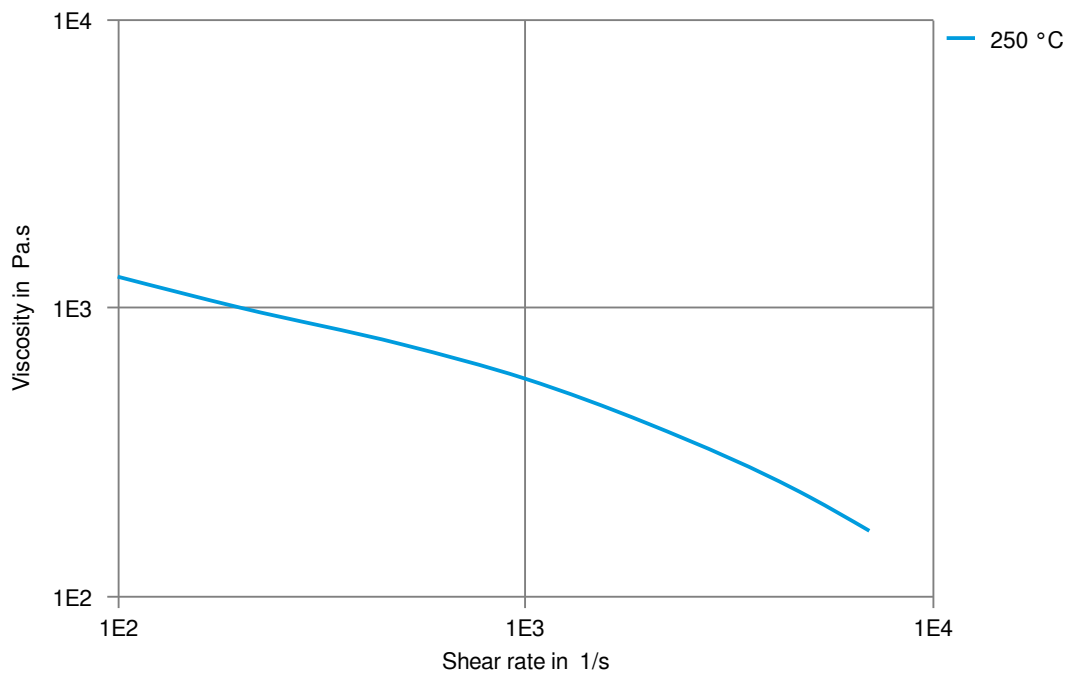
Characteristics

Additives	Release agent
-----------	---------------

Crastin® ST820 NC010

THERMOPLASTIC POLYESTER RESIN

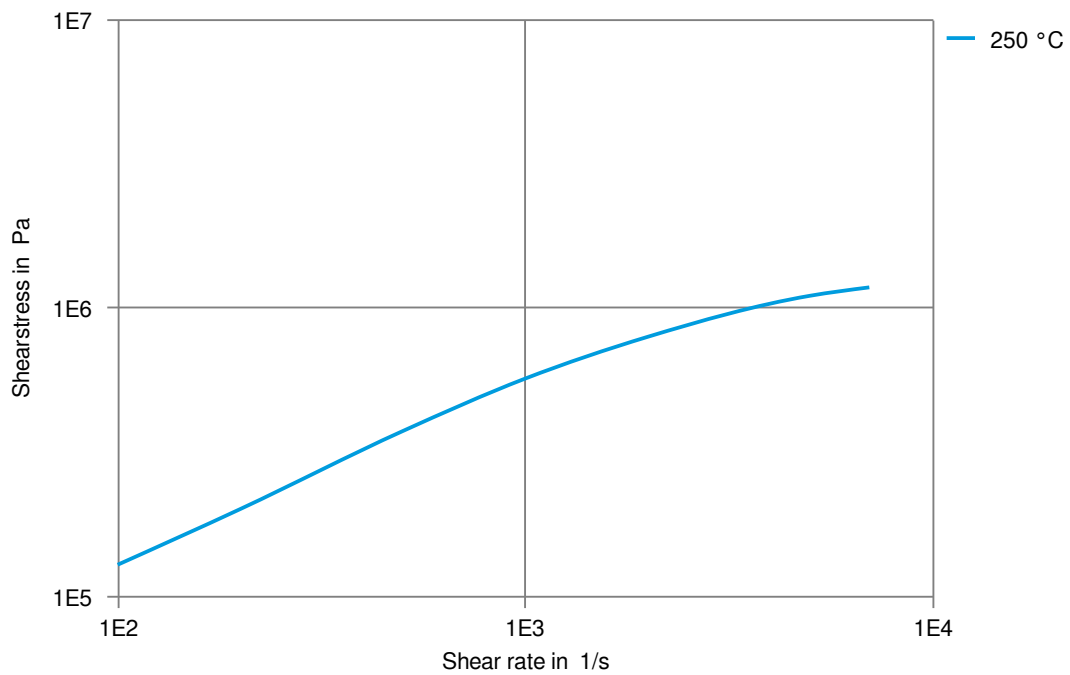
Viscosity-shear rate



Crastin® ST820 NC010

THERMOPLASTIC POLYESTER RESIN

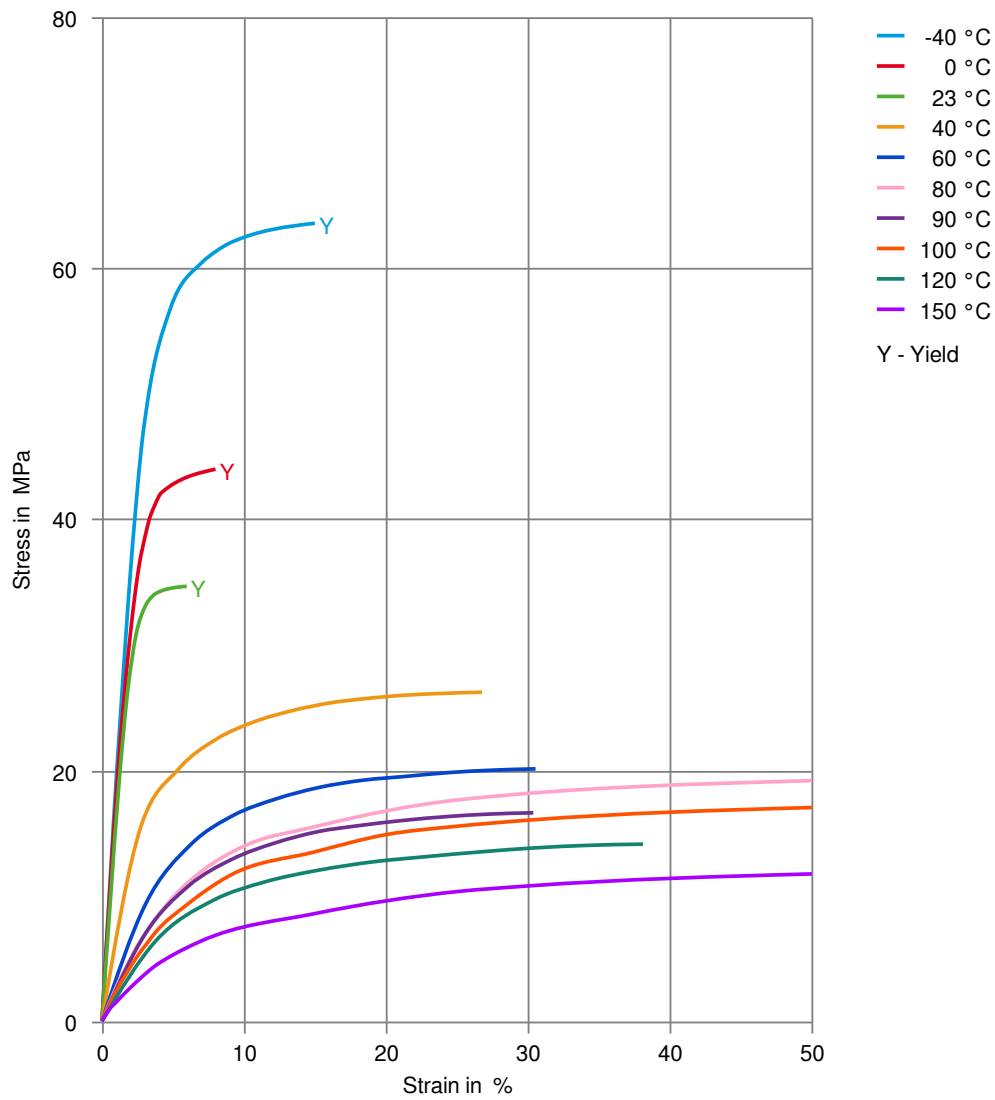
Shearstress-shear rate



Crastin® ST820 NC010

THERMOPLASTIC POLYESTER RESIN

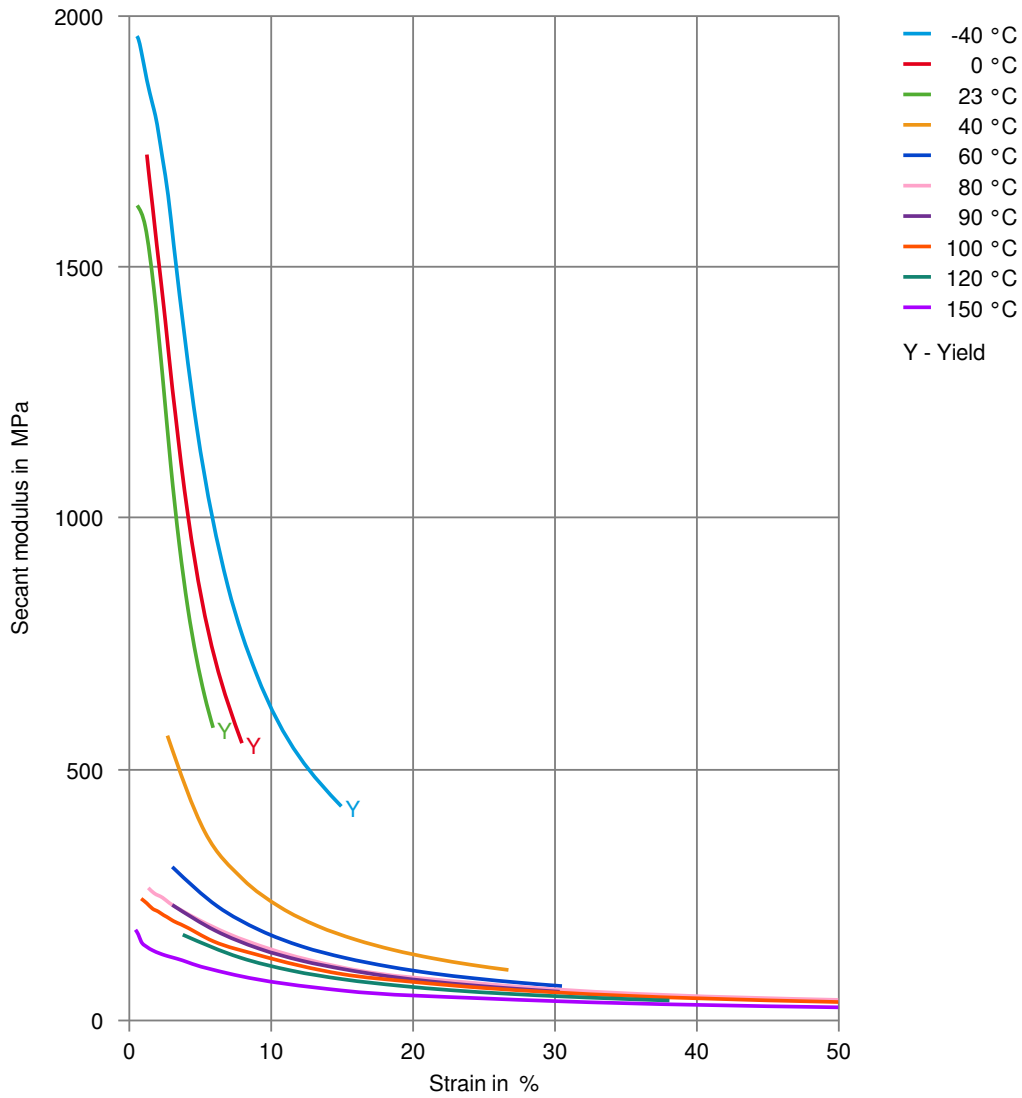
Stress-strain



Crastin® ST820 NC010

THERMOPLASTIC POLYESTER RESIN

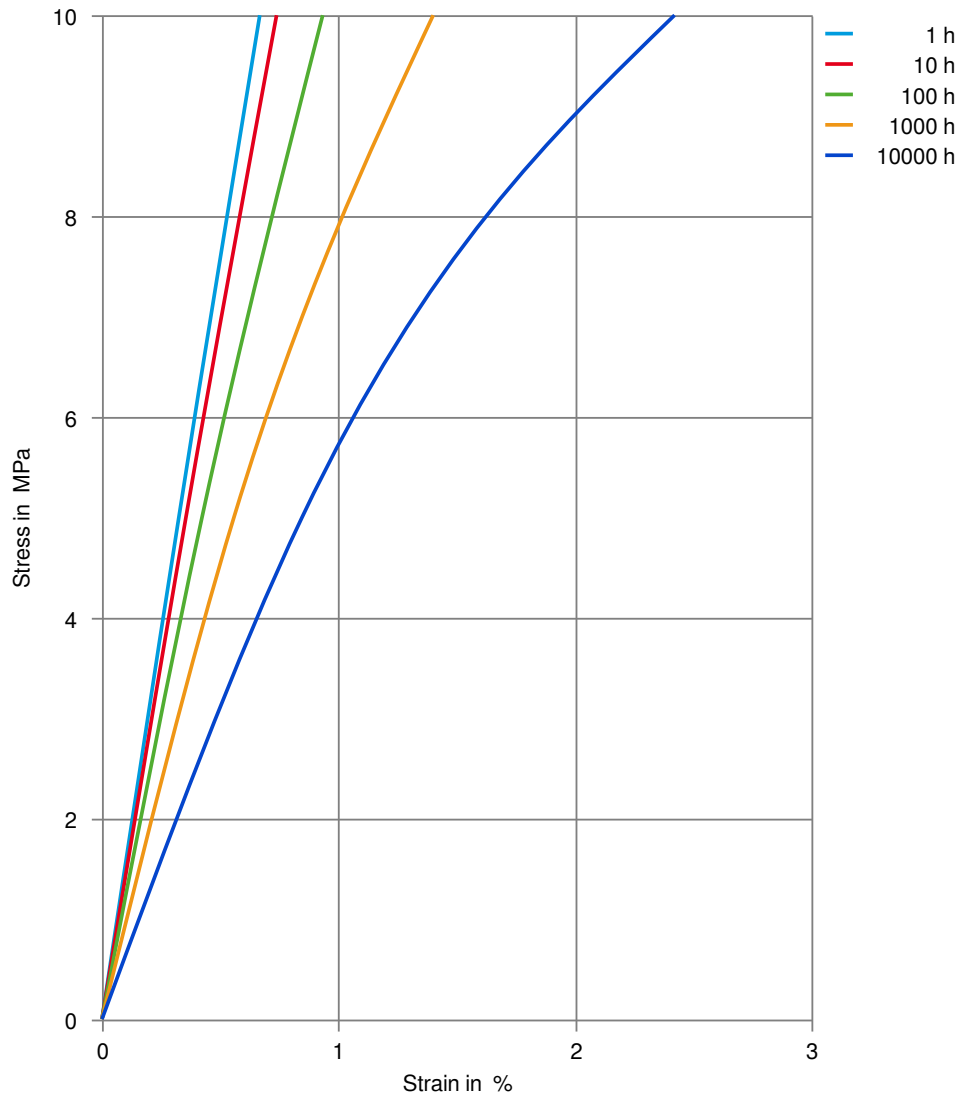
Secant modulus-strain



Crastin® ST820 NC010

THERMOPLASTIC POLYESTER RESIN

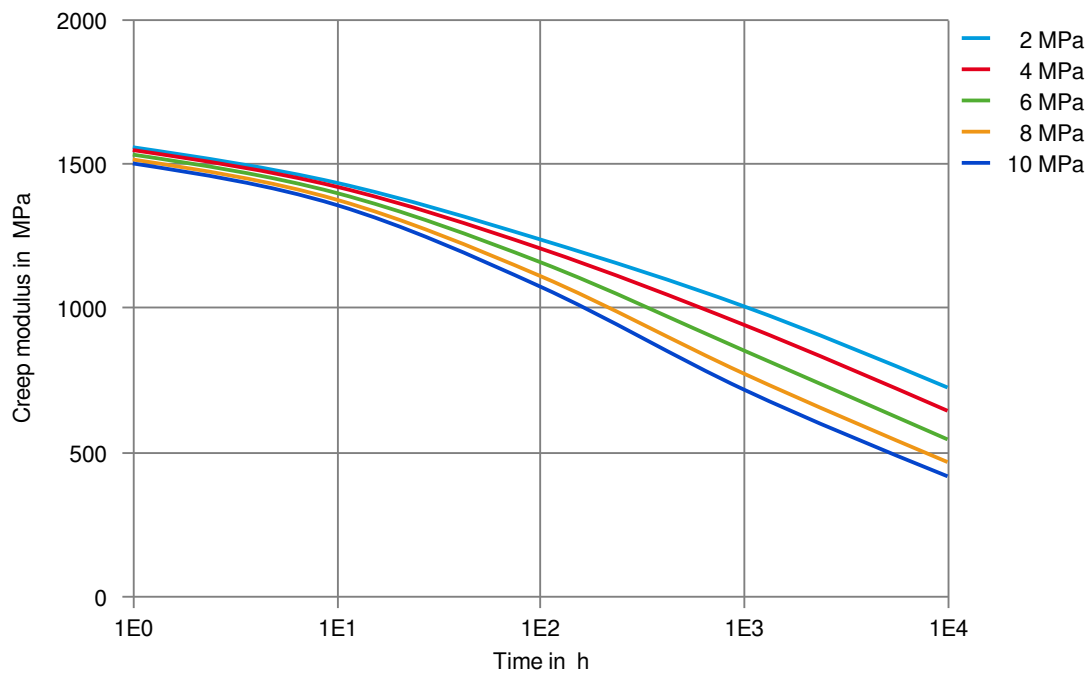
Stress-strain (isochronous) 23°C



Crastin® ST820 NC010

THERMOPLASTIC POLYESTER RESIN

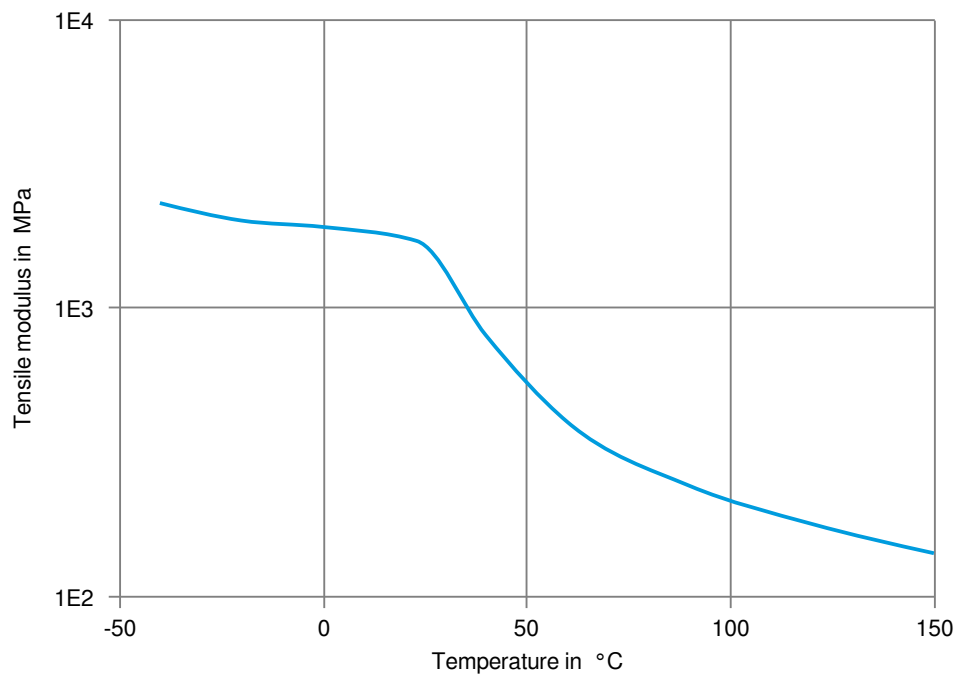
Creep modulus-time 23°C



Crastin® ST820 NC010

THERMOPLASTIC POLYESTER RESIN

Tensile modulus-temperature



Crastin® ST820 NC010

THERMOPLASTIC POLYESTER RESIN

Chemical Media Resistance

Acids

- ✓ Acetic Acid (5% by mass), 23 °C
- ✓ Citric Acid solution (10% by mass), 23 °C
- ✓ Lactic Acid (10% by mass), 23 °C
- ✗ Hydrochloric Acid (36% by mass), 23 °C
- ✗ Nitric Acid (40% by mass), 23 °C
- ✗ Sulfuric Acid (38% by mass), 23 °C
- ✗ Sulfuric Acid (5% by mass), 23 °C
- ✗ Chromic Acid solution (40% by mass), 23 °C

Bases

- ✗ Sodium Hydroxide solution (35% by mass), 23 °C
- ✓ Sodium Hydroxide solution (1% by mass), 23 °C
- ✓ Ammonium Hydroxide solution (10% by mass), 23 °C

Alcohols

- ✓ Isopropyl alcohol, 23 °C
- ✓ Methanol, 23 °C
- ✓ Ethanol, 23 °C

Hydrocarbons

- ✓ n-Hexane, 23 °C
- ✓ Toluene, 23 °C
- ✓ iso-Octane, 23 °C

Ketones

- ✓ Acetone, 23 °C

Ethers

- ✓ Diethyl ether, 23 °C

Mineral oils

- ✓ SAE 10W40 multigrade motor oil, 23 °C
- ✗ SAE 10W40 multigrade motor oil, 130 °C
- ✗ SAE 80/90 hypoid-gear oil, 130 °C
- ✓ Insulating Oil, 23 °C

Standard Fuels

- ✗ ISO 1817 Liquid 1 - E5, 60 °C
- ✗ ISO 1817 Liquid 2 - M15E4, 60 °C
- ✗ ISO 1817 Liquid 3 - M3E7, 60 °C
- ✗ ISO 1817 Liquid 4 - M15, 60 °C
- ✓ Standard fuel without alcohol (pref. ISO 1817 Liquid C), 23 °C
- ✓ Standard fuel with alcohol (pref. ISO 1817 Liquid 4), 23 °C
- ✓ Diesel fuel (pref. ISO 1817 Liquid F), 23 °C
- ✓ Diesel fuel (pref. ISO 1817 Liquid F), 90 °C
- ✗ Diesel fuel (pref. ISO 1817 Liquid F), >90 °C

Salt solutions

- ✓ Sodium Chloride solution (10% by mass), 23 °C
- ✓ Sodium Hypochlorite solution (10% by mass), 23 °C

Crastin® ST820 NC010

THERMOPLASTIC POLYESTER RESIN

- ✓ Sodium Carbonate solution (20% by mass), 23 °C
- ✓ Sodium Carbonate solution (2% by mass), 23 °C
- ✓ Zinc Chloride solution (50% by mass), 23 °C

Other

- ✓ Ethyl Acetate, 23 °C
- ✗ Hydrogen peroxide, 23 °C
- ✗ DOT No. 4 Brake fluid, 130 °C
- ✗ Ethylene Glycol (50% by mass) in water, 108 °C
- ✓ 1% nonylphenoxy-polyethyleneoxy ethanol in water, 23 °C
- ✓ 50% Oleic acid + 50% Olive Oil, 23 °C
- ✓ Water, 23 °C
- ✗ Water, 90 °C
- ✓ Phenol solution (5% by mass), 23 °C

Symbols used:

- ✓ possibly resistant
Defined as: Supplier has sufficient indication that contact with chemical can be potentially accepted under the intended use conditions and expected service life. Criteria for assessment have to be indicated (e.g. surface aspect, volume change, property change).
- ✗ not recommended - see explanation
Defined as: Not recommended for general use. However, short-term exposure under certain restricted conditions could be acceptable (e.g. fast cleaning with thorough rinsing, spills, wiping, vapor exposure).